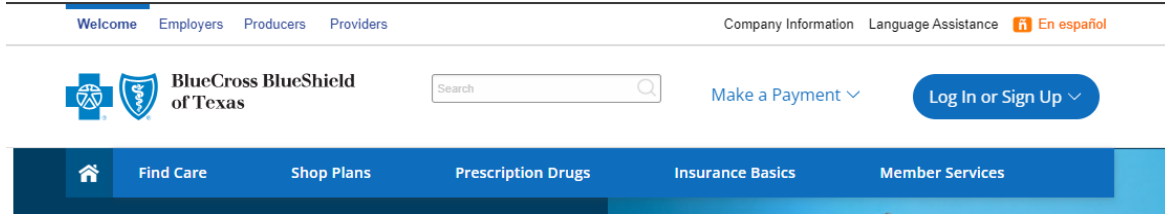
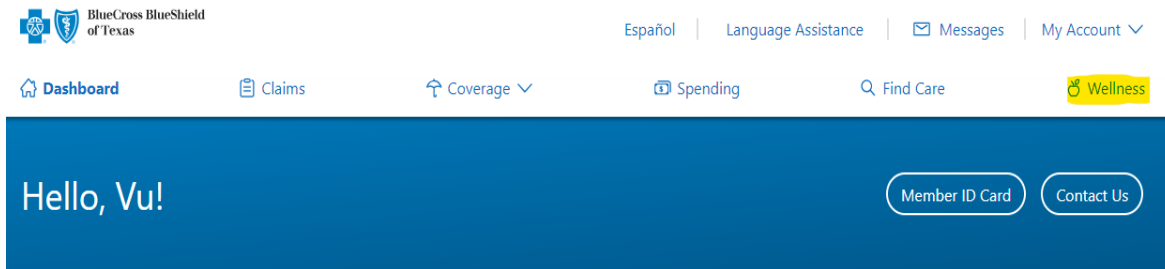


## How to View If Your Wellness Exam is Completed

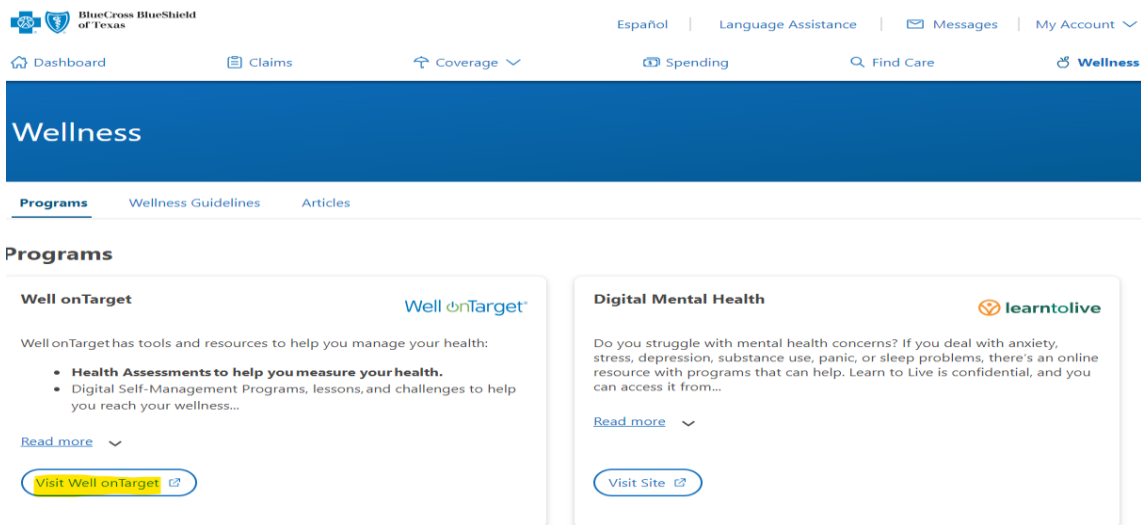
1. Log into your Blue Access for Members <https://www.bcbstx.com/>



2. Click on "Wellness"



3. Click on "Visit Well onTarget"



#### 4. Under “Incentives,” click on “Learn More”

The screenshot shows the Well onTarget dashboard. At the top, there are navigation links for Dashboard, Health Assessment, Rewards, and Resources. A notification icon with a red '3' and a user profile icon are also visible. A blue banner below the navigation says, "You have access to Coaching! Work with a coach to create a personalized plan and help you stay on track to reach your goal." The main content area is divided into four sections: "My Health Journey at a Glance" with a progress bar showing four steps (Step 1: Get Your Personalized Recommendations, Step 2: Start a Coaching Program, Step 3: Complete a Coaching Goal Improve Blood Pressure, Step 4: Improving Your Blood Pressure); "Health Assessment" with "Top Win" (You have made the best choice to not use tobacco) and "Improve" (You may want to consider implementing healthier ways to manage your total cholesterol); "Blue Points™ 2500 Points" with "History Earn Redeem" links; and "Incentives" (You haven't earned any rewards yet) with a "Learn More" button highlighted in yellow.

#### 5. Click on “Incentive History”

The screenshot shows the Well onTarget Rewards page. The navigation bar is the same as in the previous screenshot. Below the navigation, there are tabs for "Blue Points" and "Incentives". Under "Incentives", there are two sub-sections: "Eligible Activities" and "Incentive History", with "Incentive History" highlighted in yellow. Below these tabs is a section titled "How to Earn Incentives" with a paragraph of text and a photograph of a man and a woman drinking water. The text reads: "Well onTarget can give you the support you need to make healthy choices along your wellness journey – while rewarding you for your hard work. Check out the incentives your Employer offers you for making healthy choices. For questions regarding your incentives, please call the customer service number on the back of your insurance identification card. Member agrees to comply with all applicable federal, state and local laws, including making all disclosures and paying all taxes with respect to their receipt of any reward."

#### 6. Here is where you can confirm the date your wellness exam was completed.

The screenshot shows the Well onTarget Rewards page, specifically the "Incentive History" section. The navigation and tabs are the same as in the previous screenshot. Below the "How to Earn Incentives" section, there is a paragraph of text and a photograph of a smartphone, a water bottle, and a blue water filter. At the bottom of the page, there is a calendar view for the year 2023. A blue arrow points to the date July 7, which is labeled "Employer Reward" and "Annual Physical".