

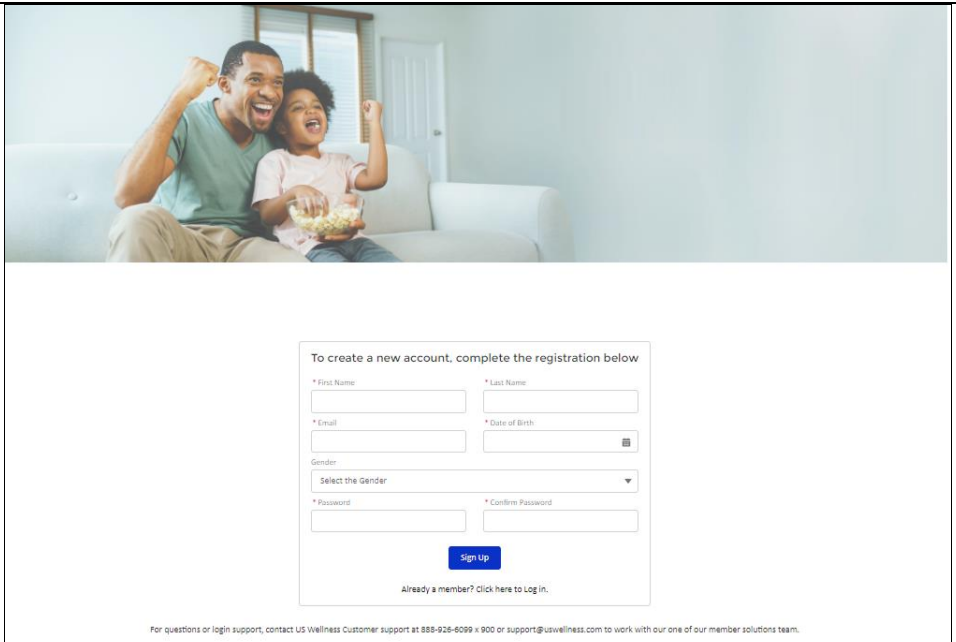
# US Wellness Physician (PCP) Form

## How to Request a PCP Form and Upload Your Results

**Step 1:** Please visit [michaels.uswellness.com](https://michaels.uswellness.com)

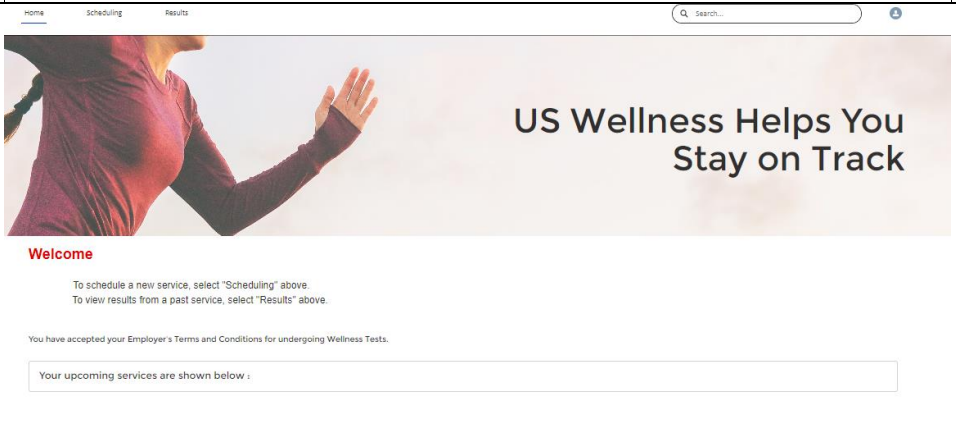
**Step 2:** Create an account by providing the information needed on the registration page.

Your welcome message includes a link that will take you to your secure account where you can complete the consent form and schedule a service.



**Step 3:** Welcome to the landing page where you will find the services available to you.

Select SCHEDULING to view service options or select RESULTS to view your results once services are complete.

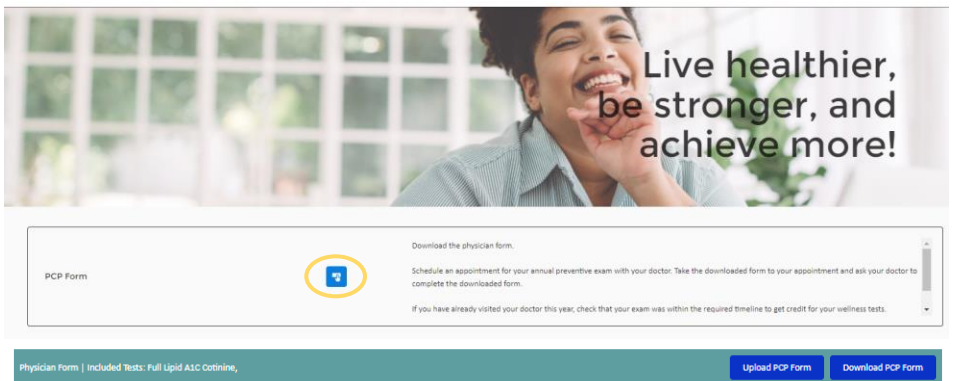


**Step 4:**

If you would like to submit lab results performed by your physician, select the blue icon next to the PCP Form option.

Next, select “Download PCP Form” – Take this form to your doctor’s office to be completed based on your recent lab tests. Your doctor needs to sign the form.

When you have the completed form, come back to this page following the prompts above and select Upload PCP Form.



**Step: 6**

After you upload your form our clinic team reviews it for completion. You will receive an email from us when your results are ready to view. Your results can be viewed under the RESULTS tab on your home page.

